

SHUN



2025

Chainwheel & Cranks Product Guide
www.s-shun.com





Shun Shing Industry Co., Ltd. Has set up Brother tapping center.

We used the shrink fit chuck from YAMAKEN, the Quick Plate Change System from AMF in our machine which will be improve our production system to reach customer's inquiry. 85% of Shun Shing's CNC products are #7075 aviation alloy material.

To ensure the best quality, our products are all alloy.

We have ample experience in CNC process.

We only need customers to provide the drawing or sample then we will be able to make samples and even in production.

舜興工業加工部門近期新增 Brother tapping center, We used the shrink fit chuck system From YAMAKEN、the Quick Plate Change System System from AMF in our mechine 以 更快更準生產速度來符合客戶交期及品質。廠內百分之八十五加工品為 7075 航太級鋁合金, 及為確保加工品質及光澤, 加工產品以鋁合金為主。我們有豐富優秀的製造經驗, 客戶只需要提供圖面或樣品。

Facilities of Shun Shing

- Pressing machine (200kg-300kg)
- Milling machine
- Grinding machine
- Sand-blasting machine
- CNC tapping center (x1020,y520,z540)
- CNC machine center (x500,y300,z200)



wilma



Hollow Crank

Benefit

Ultra Super! Excellent Symmetry!

Hollow Crank lightweight, truly achieve lightweight performance; symmetrical hollow openings of precise design.

Excellent steel, precise inspection and certification by SGS Laboratory!

Hardness excellent, better than others in the market, the high degree of innovation leading!

Crankset by Force 1800N

Frequency 3 Hz, 100,000 revolutions after the test is still intact there is no fracture of the situation; the test results meet the EN14781: 2005 Racing Bicycles-Safety requirements and the test methods of 4.12.7.1.

Note:

1. Information of sample: Mass (763g)
2. The tightening torque of screw on crank and bottom-bracket spindle is 480 lb-in



SHUN

My Urban Easy Racing By

Contents

3	Wilma Series
19	Road
29	MTB
31	Fatbike
42	Trialbike
43	Fixed Gear
49	Ring Style
50	Sprocket / Lock ring
51	Single
56	Kids Bike
58	Tandem Bike
59	E-Bike
65	Belt Drive
69	BMX
73	Fitness
79	After Market
80	Crank Arms / Road Parts
81	Road
84	Gravel
85	MTB
91	Bolt Parts
92	BB Parts
93	OPC Chainrings


* Notice: Product specification and design details subject to change without notice.

-

Wilma

-

Li-Race Hollow Carbon








SL-666 M18x1.0x15



PF30-2



Hollow Crank

WM-CB-R40S

Integrated outside bearing PF30/GXP

Chainring:

- 53/39T, 50/34T, 50/32T, 48/32T, 46/34T, 46/30T.
- Teeth 7075/T6 CNC

Crank: Hollow carbon

Length: 170, 172.5, 175mm

Speeds: 9-11s




PF30 386



SL-666 M18x1.0x15



PF30-2



Hollow Crank

WM-CB-R40

Integrated outside bearing PF30/GXP

Chainring:

- 53/39T, 52/36T, 50/36T, 50/34T, 50/32T, 48/32, 46/34T, 46/30T.
- Teeth 6061/T6 CNC or 7075/T6 CNC

Crank: Hollow carbon

Length: 170, 172.5, 175mm

BCD: 110mm

Speeds: 9-11s



PF30


386



SL-666 M18x1.0x15



PF30-2



Hollow Crank

WM-CB-R30

Integrated outside bearing PF30

Chainring:

- 53/39T, 52/36T, 50/36T, 50/34T, 50/32T, 48/32T, 46/34T, 46/30T.
- Teeth 6061/T6 CNC or 7075/T6 CNC

Crank: Hollow carbon

Length: 170, 172.5, 175mm

BCD: 110mm


Speeds: 9~11s



PF30



SL-665 M15x1.0x16.5



Hollow Crank

WM-CB-530

Integrated outside bearing BB

Chainring:

- 53/39T, 52/39T.
- Teeth 6061/T6 CNC or 7075/T6 CNC

Crank: Hollow carbon

Length: 170, 172.5, 175mm


BCD: 130mm

Speeds: 9-11s





SL-665 M15x1.0x16.5



Hollow Crank

WM-CB-525

Integrated outside bearing BB

Chaining:

- 53/39T, 52/36T, 50/36T, 50/34T, 50/32T, 48/32T, 46/34T, 46/30T.
- Teeth 6061/T6 CNC or 7075/T6 CNC

Crank: Hollow carbon

Length: 170, 172.5, 175mm

BCD: 110mm

Speeds: 9~11s



EB86



SL-666 M18x1.0x15



PF30-2

WM-325-T6

Integrated outside bearing PF30

Chainring:

- 53/39T, 50/34T.
- Teeth 6061/T6 CNC or 7075/T6 CNC

Crank: Forged 6066/T6 alloy

Length: 165, 170, 172.5, 175mm

BCD: 110mm

Speeds: 9~11s



PF30



(MTB-05)
For GXP / PF 30 crankset




SL-666 M18x1.0x15

Axle Length: 125mm

Axle Length: 169mm

SS-386

PF30-2



Hollow Crank

WM-CB-8001

Direct mount crankset

Chainring:

- 28, 30, 32, 34, 36, 38, 40, 42, 44T.
- Teeth 6061/T6 CNC or 7075/T6 CNC

Crank: Hollow Carbon

Length: 170, 175mm

Speeds: 9-12s



PF30

386


EB92



SL-666 M18x1.0x15



PF30-2



Hollow Crank

WM-CB-8001D

Integrated outside bearing PF30/GXP

Chainring:

- 38/24T, 36/22T.
- Teeth alloy 7075/T6 CNC

Crank: Hollow carbon

Length: 170, 175mm

Speeds: 9-12s



PF30

386

EB92




SL-666 M18x1.0x15



SS-386



PF30-2



Hollow Crank

WM-CB-M200

Integrated outside bearing PF30/GXP

Chainring:

- 42/28T, 40/28T, 38/24T, 36/22T
- Teeth 6061/T6 CNC or 7075/T6 CNC

Crank: Hollow carbon

Length: 170, 175mm

BCD: 104/64mm **Speeds:** 9~12s



PF30


386



SL-666 M18x1.0x15



PF30-2



Hollow Crank

WM-CB-M33

Integrated outside bearing PF30

Chainring:

- 52/42/30T, 52/39/30T, 48/36/26T, 44/32/22T, 42/32/24T, 42/32/22T.
- Teeth 6061/T6 CNC or 7075/T6 CNC

Crank: Hollow carbon

Length: 170, 175mm

BCD: 104/64mm **Speeds:** 9-12s




PF30

386



SL-665 M15x1.0x16.5



Hollow Crank

WM-CB-110NW OV

Integrated outside bearing BB

Chaining:

- Narrow wide tooth. 30, 32, 34, 36, 38, 40, 42T.
- Teeth 6061/T6 CNC or 7075/T6 CNC

Crank: Hollow Carbon

Length: 170, 175mm


BCD: 104mm

Speeds: 9~12s





SL-666 M18x1.0x15



Hollow Crank

WM-CB-110

Integrated outside bearing BB

Chainring:

- 38, 40, 42T.
- Teeth 6061/T6 CNC or 7075/T6 CNC


Crank: Hollow carbon

Length: 170, 175mm

BCD: 104mm

Speeds: 9-12s





Hollow Crank

WM-CB-120

Integrated outside bearing BB

Chainring:

- Options: BCD 64: 22-28T, BCD 104: 32-42T.
- Teeth 6061/T6 CNC or 7075/T6 CNC

Crank: Hollow carbon


Length: 170, 175mm

BCD: 104/64mm **Speeds:** 9~12s





SL-665 M15x1.0x16.5



Hollow Crank

WM-CB-130

Integrated outside bearing BB

Chaining:

- 52/42/30T, 52/39/30T, 48/36/26T, 44/32/22T, 42/32/24T, 42/32/22T.
- Teeth 6061/T6 CNC or 7075/T6 CNC

Crank: Hollow carbon

Length: 170, 175mm

BCD: 104/64 mm **Speeds:** 9-12s




—

Road

—

Heart Beats & Sweat Sprints: My Diary of
Horizon Fly By

In This Once Lifetime, Sometimes the Necessity of Self Explore Journey That
Just to Prove Why We Who We Are. Come on, Get on Riding!







SS-420

Integrated outside BB/PF30/JIS/ISIS drive

Chainring:

- 46/30T, 48/32T, 48/35T, 50/34T, 53/39T
- Teeth: 7075/T6 CNC

Crank: Forged 6061/T6 alloy

Length: 145, 150, 155, 160, 165, 170, 172.5, 175mm

BCD: 110mm **Speeds:** 10-12s



PF-30 **EB86**



SS-420-J

Chainring:

- 46/30T, 48/32T, 50/34T, 53/39T
- Teeth: 7075/T6 CNC

Crank: Forged 6061/T6 alloy

Length: 145, 150, 155, 160, 165, 170, 172.5, 175mm

BCD: 110mm **Speeds:** 10-12s

GRAVEL

SS-420-GR02

Integrated outside BB/PF30/JIS/ISIS drive

Chainring:

- 34, 36, 38, 40, 42, 44, 46, 48T
- Teeth: 6061/T6 CNC or 7075/T6 CNC

Crank: Forged 6061/T6 alloy

Length: 145, 155, 160, 165, 170, 172.5, 175mm

BCD: 110mm **Speeds:** 10-12s



PF-30 **EB86**



SS-420JIS



GRAVEL

SS-421

Direct mount crankset Intergrated outside bearing BB.

Chainring:

- 40, 42, 44, 46, 48, 50, 52T
- Teeth: 6061/T6 CNC or 7075/T6 CNC

Crank: Forged 6061/T6 alloy

Length: 165, 170, 172.5, 175mm

Speeds: 9-12s





SS-ZO-300

Integrated outside bearing BB

Chainring:

- 52/42/30T, 52/39/30T
- Teeth 6061/T6 CNC or 7075/T6 CNC

Crank: Forged 6066/T6 alloy

Alloy Length: 165, 170, 172.5, 175mm

BCD: 130, 74mm **Speeds:** 9-11s



SS-ZO-200

Integrated outside bearing BB

Chainring:

- 53/39T
- Teeth 6061/T6 CNC or 7075/T6 CNC

Crank: Forged 6066/T6 alloy

Length: 165, 170, 172.5, 175mm

BCD: 130mm **Speeds:** 9-11s



SS-ZO-220

Integrated outside bearing BB

Chainring:

- 53/39T, 50/34T
- Teeth 6061/T6 CNC or 7075/T6 CNC

Crank: Forged 6066/T6 alloy

Length: 165, 170, 172.5, 175mm

BCD: 110mm **Speeds:** 9-11s





SS-8230 CNC-T1

Integrated outside bearing BB

Chainring:

- 53/39T, 53/36T, 52/39T
- Teeth 6061/T6 CNC or 7075/T6 CNC

Crank: Forged 6061/T6 alloy

Length: 140, 152, 165, 170, 172.5, 175mm

BCD: 130mm **Speeds:** 9-11s



EB86



SS-8330 CNC-T1

Integrated outside bearing BB

Chainring:

- 52/42/30T, 52/39/30T
- Teeth 6061/T6 CNC or 7075/T6 CNC

Crank: Forged 6061/T6 alloy

Length: 140, 152, 165, 170, 172.5, 175mm

BCD: 130/74mm **Speeds:** 9-11s



EB86



SS-8231 CNC-T2

Integrated outside bearing BB

Chainring:

- 53/39T, 52/36T, 50/36T, 50/34T, 50/32T, 48/34T, 48/32, 46/34T, 46/30T.
- Teeth 6061/T6 CNC or 7075/T6 CNC

Crank: Forged 6061/T6 alloy

Length: 140, 152, 165, 170, 172.5, 175mm

BCD: 110mm **Speeds:** 9-11s



EB86



SS-8220

Integrated outside bearing BB

Chainring:

- 53/39T, 52/42T
- Steel or alloy

Crank: Forged 6061/T6 alloy

Length: 170, 172.5, 175mm

BCD: 130mm



EB86



SS-8359A

Chaining:

- 52/42/30T, 52/39/30T
- CNC highlighted outer ring

Crank: Forged 6061/T6 alloy

Length: 165, 170, 175mm

BCD: 130/74mm

Axle length: 117.5mm



SS-8358 CNC-T4

Chaining:

- 52/42/30T, 52/39/30T
- Teeth 6061/T6 CNC or 7075/T6 CNC

Crank: Forged 6061/T6 alloy

Length: 170, 175mm

BCD: 130/74mm

Axle length: 117.5mm



SS-8358A-T4

Chaining:

- 52/42/30T, 52/39/30T
- CNC highlighted outer ring

Crank: Forged 6061/T6 alloy

Length: 170, 175mm

BCD: 130/74mm

Axle length: 117.5mm





SS-8358 CNC-T1

Chainring:

- 52/42/30T, 52/39/30T
- Teeth 6061/T6 CNC or 7075/T6 CNC

Crank: Forged 6061/T6 alloy

Length: 140, 152, 165, 170, 172.5, 175mm

BCD: 130/74mm

Axle length: 117.5mm



SS-8358A-T1

Chainring:

- 52/42/30T, 52/39/30T
- CNC highlighted outer ring

Crank: Forged 6061/T6 alloy

Length: 140, 152, 165, 170, 172.5, 175mm

BCD: 130/74mm

Axle length: 117.5mm



SS-8285 CNC-T1

Chainring:

- 53/39T, 53/36T, 52/39T
- Teeth 6061/T6 CNC or 7075/T6 CNC

Crank: Forged 6061/T6 alloy

Length: 140, 152, 165, 170, 172.5, 175mm

BCD: 130mm **Speeds:** 9-12s

Axle length: 117.5mm



SS-8285A-T1

Chainring:

- 53/39T, 52/42T
- 2014/T6 CNC highlighted outer ring

Crank: Forged 6061/T6 alloy

Length: 140, 152, 165, 170, 172.5, 175mm

BCD: 130mm **Speeds:** 9-12s

Axle length: 117.5mm





SS-8268 CNC-T2

Chainring:

- 53/39T, 52/36T, 50/36T, 50/34T, 50/32T, 48/34T, 46/34T, 46/30T
- Teeth 6061/T6 CNC or 7075/T6 CNC

Crank: Forged 6061/T6 alloy

Length: 140, 152, 165, 170, 172.5, 175mm

BCD: 110mm

Axle length: 110.5mm



SS-8268A-T2

Chainring:


- 50/34T
- 2014/T6 CNC highlighted outer ring

Crank: Forged 6061/T6 alloy

Length: 140, 152, 165, 170, 172.5, 175mm

BCD: 110mm

Axle length: 110.5mm



SS-8245

Chainring:

- 52/42T
- Steel or alloy

Crank: Forged 6061/T6 alloy

Length: 170mm

BCD: 130mm

Axle length: 110.5mm



SS-8219

Chainring:

- 50/34T
- 2014/T6 CNC highlighted outer ring

Crank: Forged 6061/T6 alloy

Chainring: 43.5mm

Length: 165, 170, 175mm

BCD: 110mm

Axle length: 110.5mm



SS-8217

Chainring: 53/39T, 52/42T. Steel or alloy
Crank: Forged 6061/T6 alloy
Length: 170mm



SS-8215

Chainring: 53/39T. Steel or alloy
Crank: Alloy 170, 175mm(5-arm)
Chainring: 43.5mm
Axle length: 110.5mm




SS-8218

Chainring: 50/34T. Steel or alloy
Crank: Forged 6061/T6 alloy
Chainring: 43.5mm
Length: 170, 175mm
BCD: 110mm
Axle length: 113mm



SS-8319

Chainring: 52/42/30T. Steel
Crank: 175, 170mm
BCD: 110/74mm



-

MTB

-

Jumping Bumping! What a Fabulous Nutrient for Adventurers All!

High and Low, Turn Suddenly, Dangerous Road and Risks More. Climb the
Mountain High, Beautiful Sunset, Sweaty Breath with Smile, the Worthiest
Moment That We all here, Finally.





15

BACKLIT

SHUN

SHUN



Fatbike



X3-2200-T7 (Integrated)

Integrated outside bearing BB
Chainring: 42/28T, 40/28T, 38/24T, 36/22T, 34/22T
Crank: Forged 6061/T6 alloy
Length: 170, 175mm
BCD: 104/64mm **Speeds:** 9-12s

PF30



SS-BB-1

EB92



SS-8227-T3(ISIS)

ISIS drive, BB 100mm

Chaining options:

- BCD 64: 22-30T
- BCD 104: 30-52T

Crank: Forged 6061/T6 alloy

Length: 165, 170, 175mm

BCD: 104/64mm **Speeds:** 9~12s

Chainline: 71.8mm



SS-8227-T3 (Integrated BB100)

Integrated BB 100mm

Chaining: 42/28T, 40/28T, 38/24T, 36/22T, 34/22T

Crank: Forged 6061/T6 alloy

Length: 165, 170, 175mm

BCD: 104/64mm **Speeds:** 9~12s



EB92



ML-2200-T8(Integrated BB100)

Integrated BB 100mm

Chaining: 42/28T, 40/28T, 38/24T, 36/22T, 34/22T

Crank: Forged 6061/T6 alloy

Length: 170, 175mm

BCD: 104/64mm **Speeds:** 9~12s



EB92





SS-8004

Direct mount crankset

Chainring:

- 28, 30, 32, 34, 36, 38, 40, 42, 44T
- Teeth 6061/T6 CNC or 7075/T6 CNC

Crank: Forged 6061/T6 alloy

Length: 152, 165, 170, 172.5, 175mm

Speeds: 9-12s



PF-30 386

EB92



Axle Length: 125mm



Axle Length: 169mm



SS-386



SL-666 M18x1.0x15



SS-8003

Direct mount crankset

Chainring:

- 34, 36, 38, 40, 42, 44T
- 6061/T6 alloy pressed

Crank: Forged 6061/T6 alloy

Length: 165, 170, 172.5, 175mm

Speeds: 9-12s



Spider compatible



SS-8003-1



SS-8003-3



For GXP / PF 30 crankset

SS-8002

Direct mount crankset

Chainring:

- 28,30,32,34,36,38,40,42,44,46,48T
- Teeth 6061/T6 CNC or 7075/T6 CNC

Crank: Forged 6061/T6 alloy

Length: 150,155,160,165,170,175mm

Speeds: 9-12s



PF-30

386 EB92



Axle Length: 125mm



Axle Length: 169mm



SS-386



SL-666 M18x1.0x15



SS-8001

Direct mount crankset

Chainring:

- 28, 30, 32, 34, 36, 38, 40, 42, 44T
- Teeth 6061/T6 CNC or 7075/T6 CNC

Crank: Forged 6061/T6 alloy

Length: 152, 165, 170, 172.5, 175mm

Speeds: 9-12s



PF-30

386 EB92



Axle Length: 125mm



Axle Length: 169mm



SS-386



SL-666 M18x1.0x15



REX-330

Integrated outside bearing BB

Chainring: 48/36/26T, 44/32/22T, 42/32/22T

Crank: Forged 6061/T6 alloy

Length: 170, 175mm

BCD: 104/64mm **Speeds:** 9-11s



REX-330A

Chainring: 48/38/28T, 44/32/22T, 42/32/22T

Crank: Forged 6061/T6 alloy

Chainline: 48mm

Length: 170, 175mm

BCD: 104/64mm

Axle length: 113mm



X3-6330-T7

Integrated outside bearing PF30/GXP

Chainring: 44/32/22T, 48/36/26T. Alloy

Crank: Forged 6061/T6 alloy

Length: 170, 175mm

BCD: 104/64mm **Speeds:** 9-12s

PF30



SS-BB-1

EB92



ML-3500-T8

Integrated outside bearing PF30/GXP
Chainring: 44/32/22T, 48/36/26T. Alloy
Crank: Forged 6061/T6 alloy
Length: 170, 175mm
BCD: 104/64mm **Speeds:** 9-12s

PF30



SS-BB-1

EB92



X3-3100NW-T7

Integrated outside bearing PF30/GXP
Chainring:

- Narrow wide tooth .
- 30, 32, 34, 36, 38, 40, 42T
- Teeth 6061/T6 CNC or 7075/T6 CNC

Crank: Forged 6061/T6 alloy
Length: 170, 175mm
BCD: 104mm **Speeds:** 9-12s

PF30



SS-BB-1

EB92





ML-110NW-T8

Integrated outside bearing PF30/GXP

Chainring:

- Narrow wide tooth.
- 30, 32, 34, 36, 38, 40, 42T
- Teeth 6061/T6 CNC or 7075/T6 CNC

Crank: Forged 6061/T6 alloy

Length: 170, 175mm

BCD: 104mm

Speeds: 9-12s

PF30



SS-BB-1

EB92



SS-8314 CNC-T3

Integrated outside bearing BB

Chainring:

- 48/36/26T, 44/32/22T, 42/32/24T, 42/32/22T
- Teeth 6061/T6 CNC or 7075/T6 CNC

Crank: Forged 6061/T6 alloy

Length: 170/175mm

BCD: 104/64mm **Speeds:** 9-12s



SS-8314 CNCA-T3

Integrated outside bearing BB

Chainring:

- 48/36/26T
- Teeth 6061/T6 CNC or 7075/T6 CNC

Crank: Forged 6061/T6 alloy

Length: 170, 175mm

BCD: 104/64mm **Speeds:** 9-11s



EB92

SS-8222

Integrated outside bearing BB.

Chainring: 22/36T, 24/38T Steel.

Crank: 165, 170mm

BCD: 104/64mm **Speed:** 9-12s





SOW-360

Chainring:
48/38/28T, 48/36/26T, 44/32/22T,
42/34/24T, 42/32/22T
Crank: Forged 6061/T6 alloy
Length: 170, 175mm
BCD: 104/64mm **Speeds:** 9-11s



SS-8398A

Chainring: 44/32/22T, 42/32/22T
Crank: Forged 6061/T6 alloy
Length: 170, 175mm
BCD: 104/64mm
Axle length: 117.5mm



SS-8397

Chainring: 48/38/28T, 44/32/22T, 42/32/22T
Crank: Forged 6061/T6 alloy
Length: 170, 175mm
BCD: 104/64mm



Chainring: 22, 24, 26T.
steel or alloy
BCD: 64mm

SS-8395

Chainring:
48/38/28T, 48/36/26T, 44/32/22T,
42/32/22T, 42/34/24T
Crank: Forged 6061/T6 alloy
Length: 170, 175mm
BCD: 104/64mm
Axle length: 113mm



SS-8386 CNC-T3

Chainring:
• 48/36/26T, 44/32/22T, 42/32/22T.
• Teeth 6061/T6 CNC or 7075/T6 CNC
Crank: Forged 6061/T6 alloy
Length: 170, 175mm
BCD: 104/64mm



SS-8336-T3

Chainring:
48/38/28T, 48/36/26T, 44/32/22T,
42/34/24T, 42/32/22T
Crank: Forged 6061/T6 alloy
Length: 170, 175mm
BCD: 104/64mm





SS-8001JIS

Chaining:

- 28, 30, 32, 34, 36, 38T
- Teeth 6061/T6 alloy

Crank: Forged 6061/T6 alloy

Length: 150,155,160,165,170,175mm

Speeds: 9-12s



SS-7943P-6

Steel triple chainwheel with chaincover & plastic spider (4-arm) with alloy crank cotterless crank

Chaining: 48/38/28T, 42/34/24T

Crank: 152, 165, 170mm

Chainline: 47.5mm

Axle length: 119mm



SS-7368-1

Steel triple chainwheel & plastic spider (4-arm) with alloy crank or steel crank

Chaining: 48/38/28T, 42/34/24T

Crank: 152, 165, 170mm

Chainline: 47.5mm

Axle length: 119mm



SS-7365P-11

Steel triple chainwheel & plastic spider (4-arm) with alloy crank

Chaining: 48/38/28T

Crank: 165, 170mm



SS-7365P-1

Steel triple chainwheel & plastic spider (4-arm) with alloy crank or steel crank

Chaining: 48/38/28T

Crank: 152, 165, 170mm

Chainline: 47.5mm

Axle length: 119mm



SS-7364P-12

Steel triple chainwheel & plastic spider(4-arm) with alloy crank.

Chaining: 42/34/24T

Crank: 165, 170mm

Speeds: 7-12s



SS-7364P-1

Steel triple chainwheel & plastic spider (4-arm)
with alloy crank cotterless crank
Chainring: 48/38/28T, 42/34/24T
Crank: 152, 165, 170mm
Chainline: 47.5mm
Axle length: 119mm



SS-7349P-13

Steel triple chainwheel & plastic spider (4-arm)
with alloy crank
Chainring: 42/34/24T
Crank: 165, 170mm



SS-7349P-6

Steel triple chainwheel & pvc spider
cover with alloy crank
Chainring: 28, 38, 48T
Length: 170, 175mm
Axle length: 119mm



SS-7334P-8

Steel triple chainwheel & plastic spider (4-arm)
with alloy crank cotterless crank
Chainring: 48/38/28T, 42/34/24T
Crank: 152, 165, 170mm
Chainline: 47.5mm
Axle length: 119mm



SS-7115

Disc: 42.5
Chainring: 38, 40T
Crank: 170mm
Axle length: 107mm



SS-6001

Chainring:
• 52/42T
• Steel or alloy & plastic spider (5-arm)
Crank: Forged 6061/T6 alloy
Length: 165, 170mm
Axle length: 107mm

Trialbike

Dare to Dangerous Climbing, Dare to Hit the Dream Peak!



SS-8229-T3

Integrated outside bearing BB

Chainring:

- 42/28T, 40/28T, 38/24T, 36/22T.
- Teeth 6061/T6 CNC or 7075/T6 CNC or Steel or alloy(Pressed chainring)

Crank: Forged 6061/T6 alloy

Length: 170, 175mm

BCD: 104/64mm **Speeds:** 9-12s



EB92



SS-8226-T3

Chainring:

- 42/28T, 40/28T, 38/24T, 36/22T, 34/24T, 34/22T.
- Steel or alloy

Crank: Forged 6061/T6 alloy

Length: 170, 175mm

BCD: 104/64mm **Speeds:** 9-12s

Axle length: 127mm



SS-8112P-T3

Chainring:

- 32, 34, 36, 38T.
- Steel or alloy

Crank: Forged 6061/T6 alloy

Length: 170, 175mm

BCD: 104mm **Speeds:** 9-12s




-

Fixed Gear

-

Fun for Street ,My Play, Watch Out!

The Street Survive Principle: Simple Bike, Hard Play. Battle Yourself,
Then Others.
Easy Bike, Just Not an Easy Mind.







SS-8120 CNC-G

Integrated outside bearing BB

Chainring: 52/42T. Alloy

Crank: Forged 6066/T6 alloy

Length: 165, 170mm

BCD: 144mm



SS-8110 CNC-F

Integrated outside bearing BB

Chainring: 46, 48T. Alloy

Crank: Forged 6066/T6 alloy

Length: 165, 170mm

BCD: 144mm



SS-8108 CNC-B

Integrated outside bearing BB

Chainring: 44, 46, 48, 50, 52T. Steel or alloy

Crank: Forged 6061/T6 alloy

Length: 165, 170, 172.5, 175mm

BCD: 144mm





SS-8302-CNC

Integrated outside bearing BB

Chainring:

- 50/34T, 48/32, 46/32T
- Teeth 6061/T6 CNC or 7075/T6 CNC

Crank: Forged 6066/T6 alloy

Length: 165, 170mm

BCD: 105mm

SS-8302

Chainring:

- 50/34T, 48/32T, 46/32T
- Teeth 6061/T6 CNC or 7075/T6 CNC

Crank: Forged 6066/T6 alloy

Length: 165, 170mm

BCD: 105mm



EB86



SS-8301-CNC

Integrated outside bearing BB

Chainring: 46, 47, 48, 50, 52T. Alloy

Crank: Forged 6066/T6 alloy

Length: 165, 170mm

BCD: 105mm

Axle length: 103mm

SS-8301

Chainring: 46, 47, 48, 50, 52T. Alloy

Crank: Forged 6066/T6 alloy

Length: 165, 170mm

BCD: 105mm



EB86



Surface finish



SS-8102

Steel or alloy chainwheel with alloy crank.

Chainring: 42, 44T

Crank: Alloy 165, 170mm

BCD: 110mm



SS-8101

Steel or alloy chainwheel with alloy crank.

Chainring: 36, 38, 39, 40, 42, 44T

Crank: Alloy 165, 170, 175mm (5-arm)

BCD: 110mm

Chainline: 43mm

Axle length: 103mm



SS-8106

Chainring:

- 39, 42, 44, 46, 48, 50, 52T
- Steel or alloy

Crank: Forged 6061/T6 alloy

Length: 165, 170, 175mm

BCD: 130mm

Chainline: 43mm

Axle length: 103mm

Surface finish



SS-8109

Chainring: 44, 46, 48, 50, 52T. Steel or alloy
Crank: Forged 6061/T6 alloy
Length: 165, 170, 172.5, 175mm
BCD: 144mm
Chainline: 43mm
Axle length: 103mm



SS-8110-F130

Chainring: 42, 44, 46T. Steel or alloy
Crank: Forged 6061/T6 alloy
Length: 165, 170mm
BCD: 130mm
Chainline: 43mm
Axle length: 110mm



SS-8110

Chainring: 44, 46, 48, 50, 52T. Alloy
Crank: Forged 6066/T6 alloy
Length: 165, 170mm
BCD: 144mm
Chainline: 43mm
Axle length: 103mm



SS-664

SS-666



SS-8111

Chainring: 42, 44T. Alloy
Crank: Forged 6066/T6 alloy
Length: 165, 170mm
BCD: 130mm
Chainline: 43mm
Axle length: 103mm



SS-8120

Chainring: 52/42T. Alloy
Crank: Forged 6066/T6 alloy
Length: 165, 170mm
BCD: 144mm
Axle length: 107mm



SS-8121

Chainring: 34, 50T. Teeth 7075/T6 CNC
Crank: Forged 6066/T6 alloy
Length: 165, 170mm
BCD: 110mm
Axle length: 107mm

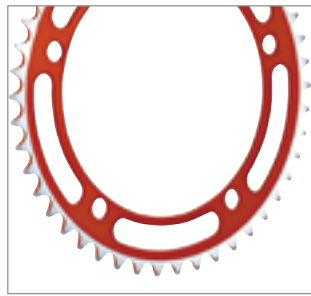


Ring Style

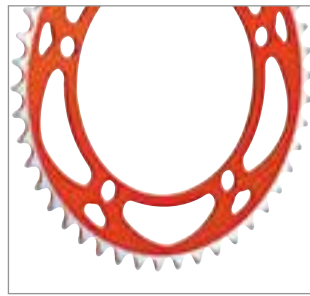
FIXED GEAR — 47



A



B



C



D



E



F



G



H

Chaining:
48/36, 50/34T, 53/39. Teeth
7075/T6, 6061/T6 CNC



I

Chaining: 42, 44, 46, 48T.
Steel or alloy



J

Chaining:
48/36, 50/34T, 53/39. Teeth
7075/T6, 6061/T6 CNC

Ring Color



Red Orange Green Blue Purple




White Gray Black Gold Silver

Sprocket

SS-110LK (A)

7075/T6 alloy
BC: 1.37-24TP



SS-110LK (B)

7075/T6 alloy
BC: 1.37-24TP



Lock ring

SS-110LT

7075/T6 alloy
BC: 1.29-24TP




-

Single

-

FUrban Style ,Happy Macho Every day,
Just Riding Simple Made for All.

Like a Classical Film Cut, Let Me Be the Best Part of the City View, Free for
Riding Every where, Inspire of by My Side !







SS-8132W

Steel or alloy chainwheel, alloy preesed CNC chain guard with alloy crank

Chainring: 42, 44, 46, 48T

Crank: Alloy 170mm

BCD: 104 mm

Chainline: 48mm

Axle length: 112mm



SS-8131W

Steel or alloy chainwheel, alloy chain guard with alloy crank


Chainring: 42, 44, 46, 48T

Crank: Alloy 170mm

BCD: 104 mm

Chainline: 50mm

Axle length: 113.5mm



SS-8122W

Steel/alloy chainwheel with alloy chain guard with alloy crank.

Chainring: 48, 50, 52, 53, 56T

Crank: Alloy 170, 175mm(5-arm)

BCD: 130mm

Chainline: 43.5mm

Axle length: 110.5mm



SS-8122W CNC

Alloy chainwheel, With integrated chainguard.

Chainring: 53, 56, 57, 58T

Crank: Alloy 170, 175mm

BCD: 130mm



SS-8101W

Steel/alloy chainwheel with alloy chain guard with alloy crank.

Chainring: 42, 44, 46, 48, 50, 52T

Crank: Alloy 140, 155, 160, 165, 170, 175mm

BCD: 110mm



SS-8101-2P

Steel/alloy chainwheel & double chaincover with cotterless crank

Chainring: 36T

Crank: Alloy 140, 155, 160, 165, 170, 175mm

BCD: 110mm

Chain Line: 45mm

Axle Length: 113mm



SS-7881

Steel chainwheel with steel cotterless crank.
Chainring: 52, 110T
Crank: 170mm



SS-7114

Steel chainwheel with alloy crank.
Chainring: 32, 33, 36, 38, 40T
Crank: Alloy or steel 152, 165, 170mm
Chainline: 43mm
Axle length: 116mm



SS-7108P-12

Steel chainwheel with alloy cotterless crank.
Chainring: 44, 46, 48, 52T
Crank: 165, 170mm



SS-7108-5P

Steel chainwheel with alloy cotterless crank.
Chainring: 46, 48, 52T steel or alloy
Crank: Alloy 165, 170mm



SS-7105NW-AL2

Alloy chainwheel with alloy crank.
Chainring: 28, 32T. (Narrow wide tooth)
Length: 114, 127, 140, 152, 170mm



SS-7102

Chainring: 42, 44, 46T. Steel or alloy
Crank: Forged 6061/T6 alloy
Length: 165, 170mm
Axle length: 113, 116mm



SS-7101-8

Steel chainwheel with alloy crank.

Chainring: 48, 52T

Crank: Alloy 152, 165, 170mm

Chainline: 43mm

Axle length: 116mm



SS-7100-1P

Chainring: 46, 48, 52T. Steel or alloy

Crank: Forged 6061/T6 alloy

Length: 170mm

Axle length: 117mm



SS-6626

Steel chainwheel & double chaincover with cotterless crank.

Chainring: 36, 38, 40, 44T

Crank: 5", 5-1/2", 6", 170mm

Chainline: 45mm

Axle length: 119mm



SS-6616-2

Steel chainwheel with steel cotter or cotterless crank.

Chainring: 36, 38, 40, 42, 44, 46, 48, 52T

Crank: 5", 5-1/2", 6", 6-1/2", 170mm



SS-6114Y-806

Steel chainwheel with steel cotterless crank

Cover: 92/110mm

Chainring: 36, 38, 42T

Crank: 140, 152, 165, 170mm



SS-6613-6

Steel chainwheel with steel cotterless crank.

Chainring: 28, 30, 32, 36, 38T

Crank: 152, 165, 170mm

Chainline: 45mm

Axle length: 127.5mm



SS-6000

Chainring: 52/42T. Alloy or steel
Crank: Forged 6061/T6 alloy
Length: 165, 170mm
Axle length: 107mm
BCD: 130mm



Kids Bike



SS-8134

Chainring:
 • 32, 34, 36, 38, 40, 42, 44, 46, 48T
 • 6061/T6 alloy
Crank: Forged 6061/T6 alloy
Length: 89, 102, 114, 127, 152, 165mm
BCD: 104mm
Speeds: 9~12s



SS-7106

Steel or alloy chainwh with alloy crank.
Chainring: 25, 28T
Length: 75, 89, 100mm



SS-7106-E1

Steel chainwheen with alloy crank.
Chainring: 25, 28, 32T
Length: 75, 89, 100mm

Kids Bike



SS-7105P-E1

Chainring: 25T, 28T. steel / alloy.

Crank: Froged 6061/T6

Length: 75, 89, 102, 114, 127, 152, 160, 165, 170mm

Guard: PVC



SS-7105-SH

Steel chainwheel with alloy crank.

Chainring: 28, 32T. (Narrow wide tooth)

Length: 75, 89, 102, 114, 127, 152, 160, 165, 170mm

Guard: PVC



SS-7105

Steel or alloy chainwheel with alloy crank.

Chainring: 28, 30, 32T

Length: 3-1/2", 4, 4-1/2"

Chainline: 45mm

Axle length: 120mm



SS-6616

Steel chainwheel with steel cotterless crank.

Chainring: 26, 28, 32, 33T

Crank: 4", 5", 5-1/2"

Chainline: 45mm

Axle length: 120mm



SS-6615

Steel chainwheel with steel cotterless crank.

Chainring: 28, 30T

Crank: 4", 5", 5-1/2"



SS-5522P

Steel chainwheel with steel cotterless crank

Chainring: 22/32T

Crank: 140, 152mm

Tandem Bike



SS-7001

Crank: Forged 6061/T6 alloy
Length: 170mm
Size: 1/8"x5 holes
Diam: Ø1.37



SS-7002

Crank: Forged 6061/T6 alloy
Length: 170mm
Size: 1/8"x5 holes
Diam: Ø1.37



SS-7003

Integraed outside bearing BB
Crank: Forged 6061/T6 alloy
Length: 170, 175mm
Diam: Ø1.37



SS-7002-1

Chainring: BCD 104mm with freewheel
Crank: 170mm forged 6061/T6 alloy



SS-7002-2

Chainring:
• 28, 30, 32, 34, 36T
• Steel with freewheel
Crank: 170mm forged 6061/T6 alloy



E-Bike



SS-420-E

For Shimano EP800, E8000, E7000, E6100 specifications

Crank Length: 165, 170, 172.5, 175mm

Offset: 11.5mm

Interface: ISIS / JIS / Shimano



E-100-2

Crank Length: 165, 170, 172.5, 175mm

Offset: 4mm

Interface: ISIS / JIS / BNI



E-64

For Shimano EP800, E8000, E7000, E6100 specifications

Crank Length: 165, 170, 172.5, 175mm

Interface: ISIS / JIS / Shimano



SS-8001-E

Crank Length: 165, 170, 172.5, 175mm

Offset: 14mm

Interface: ISIS / JIS / BNI



E-100-3

Crank Length: 165, 170, 172.5, 175mm

Offset: 27.5mm

Interface: ISIS / JIS / BNI



E-100

Crank Length: 165, 170, 172.5, 175mm

Offset: 12mm

Interface: ISIS / JIS / BNI



E-14

For Shimano EP800, E8000, E7000, E6100 specifications

Crank Length: 165, 170, 172.5, 175mm

Interface: ISIS / JIS / Shimano



E-Bike



AL12

Crank Length: 165, 170, 175mm

Offset: 21.8mm

Interface: JIS



AL6

Crank Length: 165, 170, 175mm

Offset: 14mm

Interface: JIS



AL5

Crank Length: 165, 170, 175mm

Interface: JIS



AL3

Crank Length: 165, 170, 175mm

Offset: 12mm

Interface: JIS



E-Bike

Crankarm Interface



JIS



ISIS



BNI



Shimano

Bosch			
-	<ul style="list-style-type: none"> Bosch Gen4/Gen2 Brose Mag/Alu 	<ul style="list-style-type: none"> Bosch Gen3 	-
Bafang			
<ul style="list-style-type: none"> Bafang M400/M300/M200 Bafang SR PA21 	<ul style="list-style-type: none"> Bafang M620 	-	-
DAPU			
<ul style="list-style-type: none"> DAPU M80 	<ul style="list-style-type: none"> DAPU M65 	-	-
OLI			
-	<ul style="list-style-type: none"> OLI-Sport 	-	-
Langdeesn			
<ul style="list-style-type: none"> Langdeesn BBTS 1.0 Langdeesn BBTS 1.SD 	-	-	-
Panasonic			
<ul style="list-style-type: none"> Panasonic GXL 	<ul style="list-style-type: none"> Panasonic GX0 	-	-
Shimano			
<ul style="list-style-type: none"> Shimano EP6000/E5000 	-	-	<ul style="list-style-type: none"> Shimano EP800 Shimano E8000 Shimano E7000 Shimano E6100
Vinka			
<ul style="list-style-type: none"> Vinka C20/E20/E40 Vinka TS20 	<ul style="list-style-type: none"> Vinka E30 Vinka S20 	-	-
Yamaha			
<ul style="list-style-type: none"> Yamaha PW-SE/CE/TE/ST 	<ul style="list-style-type: none"> Yamaha PW-X/X2 Yamaha PW-X3 	-	-
Ananda			
<ul style="list-style-type: none"> Ananda M80/M60/M81 Ananda M100(JIS) 	<ul style="list-style-type: none"> Ananda M230 	-	-

E-Bike



EC-01

Spider:

- BCD 104/64mm
- Forged 6061/T6 alloy

Chainring: 40/28, 38/24, 36/22, 34/22T

Compatible with: Brose System

Speeds: 9-11s



EC-03

Spider:

- BCD 104/64mm
- Forged 6061/T6 alloy

Chainring: 32-48T

Compatible with: Brose System

Speeds: 9-11s



EC-03B-D

BCD: 104mm

Compatible with: BAFANG M420 / M500 / M600



EC-04

BCD: 104mm

Forge 6061/T6 alloy

Compatible with: BAFANG M200 / M300 / M400



EC-09

BCD: 130mm **Chainline:** 47.5/49mm

Compatible with: BAFANG Torque sensor (68/148 Axle)



EC-09BR

BCD: 130mm

Compatible with: Brose System



SINGEL — 03



EC-02

One piece alloy cnc. Narrow wide Chainring 20T with chainguard, Anodized black

Compatible with: Bosch system

Speeds: 9-11s



SS-EC-06A

Chainring: BCD 104mm, 34T 6061/T6 alloy CNC, Narrow wide tooth

Chain guard: alloy #6061 pressed 4mm W/ CNC

Compatible with: BAFANG M615



SS-EC-06B

Chainring: BCD 104mm, 34T 6061/T6 alloy CNC, Narrow wide tooth

Chain guard: Alloy #6061 pressed 4mm W/ CNC

Compatible with: BAFANG M315



RD-1B



Narrow wide tooth

Chainring:

34, 36, 38, 40, 42, 44, 46, 48, 50, 52T

BCD: 110/130mm **Speeds:** 9-12s

E-Bike



MTB-03A-1

Alloy narrow wide tooth

Chainring: 42, 44, 46, 48, 50, 52T

BCD: 104mm **Speeds:** 9-11s




MTBG-1

Alloy/Steel guard

Chainring:

32, 34, 36, 38, 40, 42, 44, 46, 48, 50, 52T

BCD: 104mm



MTBG-2

Alloy/Steel guard

Chainring: 42, 44, 46, 48, 50, 52T

BCD: 104mm




MTBG-3

Alloy guard

Chainring:

32, 34, 36, 38, 40, 42, 44, 46, 48, 50, 52T

BCD: 104mm




MTBG-4

Alloy guard

Chainring: 40, 42, 44, 46, 48, 50, 52T

BCD: 104mm




MTBG-5

Alloy guard

Chainring: 36, 38, 40, 42, 44, 46, 48T

BCD: 104mm



RDG-2

Alloy/steel cover (ROAD)

Chainring: 46, 48, 50, 52, 53T

BCD: 110, 130mm



SCB-815

M8x1.0x15L



SCB-815B

M15x1.0x13L



SS-LA01

M8x8.5-9.9x7L, M8x8.5-6.5x5.5L

Material: Alloy 7075/T6



Lock ring

BC: M39-1.0 Alloy

-

Belt Drive

-







SS-BD48


Chainring: 48T 6061/T6 alloy.
 Profile: K11M Pitch: 11mm
 BCD: 130mm Front Wheel: 48T



Single/Fixed Internal Gear Hub Cassete 11M belt

Front Wheel	Rear Wheel	Ratio	RC/mm	Belt Length/mm	Belt Tension/HZ
48T	22T	2.18	355	1100	68
48T	22T	2.18	382	1155	63
48T	22T	2.18	388	1166	62
48T	22T	2.18	404	1199	60
48T	22T	2.18	421	1232	57
48T	22T	2.18	427	1243	56
48T	22T	2.18	432	1254	56
48T	22T	2.18	449	1287	54
48T	22T	2.18	454	1298	53
48T	22T	2.18	460	1309	52
48T	22T	2.18	465	1320	52
48T	22T	2.18	487	1364	49
48T	22T	2.18	532	1452	45
48T	22T	2.18	543	1474	44
48T	22T	2.18	548	1485	44

• There must be ± 10 mm space during assembly belt drive system.



SS-BD58

Chainring: 58T 6061/T6 alloy.
 Profile: K11M Pitch: 11mm
 BCD: 130mm Front Wheel: 58T



Single/Fixed Internal Gear Hub Cassete 11M belt

Front Wheel	Rear Wheel	Ratio	RC/mm	Belt Length/mm	Belt Tension/HZ
58T	22T	2.64	324	1100	75
58T	22T	2.64	352	1155	69
58T	22T	2.64	358	1166	68
58T	22T	2.64	374	1199	65
58T	22T	2.64	391	1232	62
58T	22T	2.64	397	1243	61
58T	22T	2.64	402	1254	60
58T	22T	2.64	419	1287	58
58T	22T	2.64	424	1298	57
58T	22T	2.64	430	1309	56
58T	22T	2.64	435	1320	56
58T	22T	2.64	458	1364	53
58T	22T	2.64	502	1452	48
58T	22T	2.64	513	1474	47
58T	22T	2.64	519	1485	46

• There must be ± 10 mm space during assembly belt drive system.



SS-BD501

Chainring: 48T 6061/T6 alloy.

Profile: H8M

Pitch: 8mm

BCD: 80mm

Front Wheel: 48T



Single/Fixed

Internal Gear Hub

Cassete

8M belt

Front Wheel	Rear	Wheel	Ratio	RC/mm	Belt Length/mm	Belt Tension/HZ
48T		28T	1.71	247	800	97
48T		28T	1.71	263	832	91
48T		28T	1.71	279	864	86
48T		28T	1.71	295	896	81
48T		28T	1.71	311	928	77
48T		28T	1.71	327	960	73
48T		28T	1.71	339	984	70
48T		28T	1.71	347	1000	69
48T		28T	1.71	355	1016	67
48T		28T	1.71	363	1032	66
48T		28T	1.71	375	1056	64
48T		28T	1.71	379	1064	63
48T		28T	1.71	387	1080	62
48T		28T	1.71	395	1096	60
48T		28T	1.71	399	1104	60
48T		28T	1.71	407	1120	58

• There must be ± 10 mm space during assembly belt drive system.



SS-BD64

Chainring: 64T 6061/T6 alloy.

Profile: K11M

Pitch: 11mm

BCD: 130mm

Front Wheel: 64T



Single/Fixed


Internal Gear Hub

Cassete

11M belt

Front Wheel	Rear Wheel	Ratio	RC/mm	Belt Length/mm	Belt Tension/HZ
64T	22T	2.91	305	1100	81
64T	22T	2.91	333	1155	74
64T	22T	2.91	339	1166	73
64T	22T	2.91	356	1199	69
64T	22T	2.91	373	1232	66
64T	22T	2.91	378	1243	65
64T	22T	2.91	384	1254	64
64T	22T	2.91	400	1287	61
64T	22T	2.91	406	1298	60
64T	22T	2.91	412	1309	59
64T	22T	2.91	417	1320	58
64T	22T	2.91	440	1364	55
64T	22T	2.91	484	1452	50
64T	22T	2.91	495	1474	49
64T	22T	2.91	501	1485	49

• There must be ± 10 mm space during assembly belt drive system.



BMX

Cross Over Ultimate for Extreme Sports:
Time to Battle!

Blood boiling, Muscles Excited! Twisting Force of Gravity, The Earth Turned 360
Degrees to Play, a Comprehensive Free-Wheeling! Dominated by Me.





SS-024
BB Parts



SS-524
19 mm/8T Cromoly spline
Length: 135/150mm



SS-B3

SS-525
19mm/48T
Cromoly Spline



SS-023
BB Parts



SS-523
19 mm/8T Cromoly spline
Length: 135/150mm



SS-B3




SS-521
19 mm/8T cromoly spline
Length: 150mm




SS-520
19 mm/8T cromoly spline
Length: 137mm



SS-518
Length: 138mm



SS-905
BB parts set of 9 pcs (ucp) for one piece crank



SS-905A
BB parts set of 9 pcs (bk) for one piece crank

SS-B2




OPC Crank



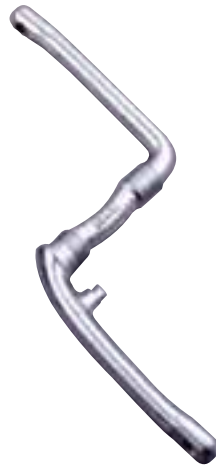
SS-901

Length:
3", 3-1/2", 4", 4-1/2",
5", 5-1/2", 6", 6-1/2"



SS-902

Length:
3", 3-1/2", 4", 4-1/2", 5",
5-1/2", 6", 6-1/2", 170, 175mm



SS-902-1

Length:
3-1/2", 4", 4-1/2", 5",
5-1/2", 6", 6-1/2", 170, 175mm



SS-921

Length: 170mm



SS-926

Length: 170, 175mm

Adapter



SS-ST01

Barbore: ø22.2, ø31.8mm
Height: 45, 55, 65mm
6061/T6 CNC



SS-AD02



SS-AD02-1

BMX
71

Crank bolt



SS-A2



SS-B3



SS-BMX-03

Cr-mo 4130 seamless tube.
Length: 160, 170, 175mm



SS-BMX-08

Steel BMX crank
Length: 175mm



SS-803

Steel cotterless crank for exercisers.
Crank: Right & left cotterless
Length: 3-1/2", 4", 4-1/2", 5", 5-1/2", 6",
6-1/2" 170mm



SS-BMX-T5

Integrated outside bearing BB

Chaining:

- 32, 33, 34, 36, 38, 39, 40T
- Steel or alloy

Crank: Forged 6066/T6 alloy

Length: 155, 160, 165, 170, 175mm

BCD: 104mm



BMX-X3-T7

Integrated outside bearing BB

Chaining:

- 32, 33, 34, 36, 38, 39, 40T
- Steel or alloy

Crank: Forged 6061/T6 alloy

Length: 165, 170, 175mm

BCD: 104mm



BMX-ML-T8

Integrated outside bearing BB

Chaining:

- 32, 33, 34, 36, 38, 39, 40T
- Steel or alloy

Crank: Forged 6061/T6 alloy

Length: 165, 170, 175mm

BCD: 104mm





Fitness





SS-7880

Steel chainwheel with steel cotterless crank
Length: 170mm
BCD: 130mm



SS-BB-2

Length: 113mm
Interface: ISIS



SS-7881

Steel chainwheel with steel cotterless crank.
Chainring: 52, 110T
Crank: 170mm
Interface: ISIS / JIS





SS-R84
Hot forged steel crank
Length: $\varnothing 96\text{mm}+170\text{mm}$



SS-L85
Hot forged steel crank
Length: 170mm



SS-7884
Length: 170mm



SS-7883
Length: 170mm L/R



SS-7882
Length: 170mm L/R



SS-7881
Length: 170mm L/R



SS-215
Hot forged steel crank
Length: 215mm



SS-MP7001
Steel crank
Ø38xØ15.7x165mm



SS-78-AJ2
Steel crank
Ø64.2xØ20x260mm



SS-901(Fitness)
Length: 165, 170mm



SS-78
BB tube



SS-96
32Tx32T



SS-A1
Axle for belt drive
Ø90x116x18mm



SS-A2
Axle
Ø138x33mm



Magnet base







— After Market

—
Innovation, Diversification,
Readily Available

High Innovation, Fast & Efficiency Response ,Close to All The Needs of
Bicycle Users` Using.



Crank Arms

Alloy cotterless crank for exercisers.
Crank: Right & left



AL1
Length: 152, 165, 170mm



AL2
Length: 114, 127, 140, 152, 165, 170mm



AL3
Length: 165, 170, 175mm



AL4
Length: 170mm



AL5
Length: 170mm



AL6
Length: 170mm



AL7
Length: 165, 170mm



AL8
Length: 170, 175mm



AL9
Length: 165, 170, 172.5, 175mm



AL10
Length: 170mm



AL11
Length: 165, 170mm



AL12
Length: 165, 170, 175mm

Road Parts

Front derailleur angel adjustment spacers / Extender

(For Wireless transmission system)



SS-FD-0
 0 Degree



SS-FD-4
 4 Degree



SS-FD-0E
 0 Degree



SS-FD-4E
 4 Degree




Road Guard



RDG-1

Guard size: 46, 48, 50, 52, 53, 56, 58, 60T
BCD: 130mm
Color:



RDG-2

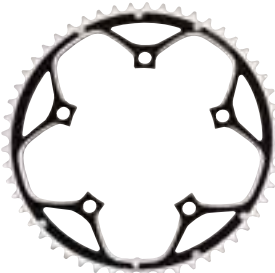
Alloy chainguard
Guard size: 48, 50, 52, 53T
BCD: 130mm




Guard size:

- 46, 48, 50, 52, 53, 54, 55T
 - 6061/T6 alloy
- BCD:** 110, 130mm

Road Chainring




53T




39T

SS-9201 CNC

Chainring: 38, 39, 40, 42/48, 50, 52, 53, 54, 55, 56, 58T
BCD: 130, 135mm **Speeds:** 9-11s



50T



34T

SS-9202 CNC

Chainring: 34, 36, 38, 40, 42/46, 48, 50, 52, 53T
BCD: 110mm **Speeds:** 9-11s



46T



30T

SS-9202-1

Chainring: 30, 32 / 46, 48, 50T
BCD: 110mm **Speeds:** 9-11s



53T




39T

SS-9202-1B


Chainring: 53/39T, 50/34T
BCD: 110, 130mm **Speeds:** 12s

Road Chainring



SS-9203 CNC

Chainring: 53/39T, 53/36T, 52/38T, 52/36T, 50/34T
 BCD: 110, 130, 135mm Speeds: 9~11s



SS-9204 CNC

Chainring: 46T, 48T, 53/39T, 50/34T
 BCD: 110mm Speeds: 9~11s



SS-9204 CNC OV

Chainring: 53/39T, 50/36T
 BCD: 110mm Speeds: 9~11s



SS-9205 CNC


Chainring: 46T, 48T, 53/39T, 52/36T, 50/34T
 BCD: 110mm Speeds: 9~11s

SS-9205 CNC OV

Chainring: 53/39T, 52/36T, 50/36T
 BCD: 110mm Speeds: 9~11s



C-01



SS-9205-1 CNC A

Chainring: 30, 32, 34, 39/46, 48, 50T.
 BCD: 110mm Speeds: 9~12s



Road Chainring




46T

30T

SS-9205-1 CNC B

Chainring: 30, 32 / 46, 48, 50T

BCD: 110mm Speeds: 9-11s



50T

34T

SS-9205-1 CNC C

Chainring: 46/30T, 48/32T, 50/34T, 52/36T, 53/39T

BCD: 110mm Speeds: 9-12s



48T


35T

SS-9207 CNC

For SRAM Force, Rival

Chainring: 50/37T, 48/35T, 46/33T

BCD: 107mm Speeds: 12s



52T

42T

30T

SS-9301 CNC

Chainring: 52/42/30T, 52/39/30T

BCD: 110/74, 130/74mm Speeds: 9-11s



SS-9303 CNC-1

SS-9303 CNC-2

SS-9303 CNC

Chainring: 54, 56, 58, 60, 70T

BCD: 130, 144mm Speeds: 9-11s



55T


42T

SS-9303 CNC-A

Chainring: 55/42T

BCD: 110, 130mm Speeds: 9-12s

Road Chainring



A



B

ROAD/RD-1

Narrow wide tooth

Chainring: 34, 36, 38, 40, 42, 44, 46, 48, 50, 52T

BCD: 110/130mm **Speeds:** 9-12s

Color:



RD-2

Chainring:

- 53/39T, 50/34T

- Al 7075/T6 CNC

Speeds: 9-11s



ROAD/RD-3

Narrow wide tooth.

Chainring: 36, 38, 40, 42, 44, 46, 48T

BCD: 110mm **Speeds:** 9-12s



RD-4 (12S)

For SRAM QUARQ

Chainring: 53/39T, 50/34T, 48/32T, 46/32T, 46/30T



ROAD-A01

Alloy/steel chainring (ROAD)

Chainring: 46, 48, 50, 52, 53T

BCD: 130mm



ROAD-A02

Alloy/steel chainring (ROAD)

Chainring: 34, 36, 38, 40, 42, 44, 46, 48T

BCD: 110mm



GRAVEL Chainring



MTB-07A

For SRAM Quarq

Chainring:

- 34, 36, 38, 40, 42T.

- 6061/T6 alloy.

Speeds: 9-12s



SS-GR01

Narrow wide tooth. For Shimano GRX.

Chainring: 40, 42, 44, 46, 48T

BCD: 110mm **Speeds:** 10-12s



SS-GR02

Narrow wide tooth. For Shimano Dura-ace, Ultegra, 105.

Chainring: 40, 42, 44, 46, 48T

BCD: 110mm **Speeds:** 10-12s




MTB Guard



MTBG-1 CNC

Chainring: 44, 46, 48T
BCD: 104mm

Color: ■ ■ ■ ■ ■ ■ ■



MTBG-2

Alloy/steel cover

Chainring:

36, 38, 40, 42, 44, 46, 48T

BCD: 104mm




MTBG-2 CNC

Pressed CNC, alloy/steel cover

Chainring: 36, 38, 40, 42, 44, 46T

BCD: 104mm



MTBG-5


Alloy guard

Chainring:

36, 38, 40, 42, 44, 46, 48T

BCD: 104mm

MTB Chainring




SS-9302 CNC (A)

Chainring: 48/36/26T, 46/32/22T, 44/32/22, 42/32/24T, 42/32/22T
BCD: 104, 64mm Speeds: 9-12s



SS-9302 CNC (B)

Chainring: 48/36/26T, 46/32/22T, 44/32/22T, 42/33/24T, 42/32/22T
BCD: 104, 64mm Speeds: 9-12s



SS-9302-1

Chainring: 42/28T, 40/28T, 38/24T
BCD: 104, 64mm Speeds: 9-12s



SS-9302A

Chainring: 44/32/22T (Pressed)
BCD: 104, 64mm Speeds: 8-11s



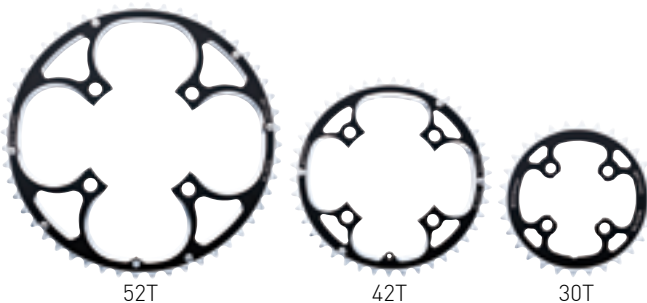
SS-9302A-1

Chainring: 42/28T, 40/28T, 38/24T, 36/22T, 34/22T (Pressed)
Speeds: 8-11s



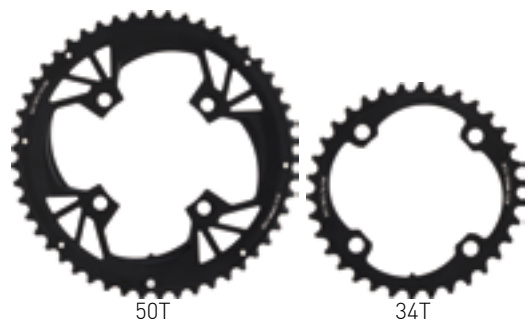
SS-9303

Chainring: 30/22T. Alloy 7075/T6 CNC
BCD: 96/64mm Speeds: 9-12s



SS-9304 CNC

Chainring: 52/42/30T, 52/39/30T, 50/39/30, 46/39/30T
BCD: 104, 64mm Speeds: 9-12s



SS-9305 CNC

Chainring: 34/50T. 7075/T6 CNC
BCD: 104mm Speeds: 12s

MTB Chaining



Alloy



Steel



40T



34T

MTB-02A

Direct mount, narrow wide tooth chaining. For Sram.

Chainring: 32, 34, 36, 38T. (AL 6061 or Steel)

Speeds: 9-12s

MTB-02B

Direct mount, narrow wide tooth chaining

Chainring: 32, 34, 36, 38, 40, 42T (Steel)

Speeds: 9-12s



MTB-03

Narrow wide tooth


Chainring: 30, 32, 34, 36, 38, 40, 42T

Chainline: 50.5mm. (48.5mm for 30T)

BCD: 104mm

Speeds: 9-12s

Color:



MTB-03-OV

Narrow wide tooth, oval chaining.

Chainring: 32, 34, 38, 40T

BCD: 104mm

Speeds: 9-12s

Color:



MTB-03A


Narrow wide tooth

Chainring:

- 32, 34, 36T

- 6061/T6 or Steel

Speeds: 9-12s



MTB-03A-3


Narrow wide tooth

Chainring:

- 34, 36T

- Steel

BCD: 104mm



MTB-03A-1

Alloy Narrow Wide Tooth

Chainring:

- 6061/T6 alloy pressed

- 32, 34, 36, 38, 40, 42, 44, 46, 48, 50, 52T

BCD: 104mm



MTB Chainring



MTB-04

Direct mount, narrow wide tooth chainring. For Sram.

Chainring:

28, 30, 32, 34, 36, 38, 40, 42T

Speeds: 9-12s

Color:



MTB-04-OV

Direct mount, narrow wide tooth, oval chainring. For Sram.

Chainring:

30, 32, 34T

Speeds: 9-12s

Color:



MTB-05

Direct mount, narrow wide tooth chainring. For GXP/BB30 crankset, Sram

Chainring: 28, 30, 32, 34, 36, 38, 40, 42T

Speeds: 9-12s

Color:



MTB-05-OV

Direct mount, narrow wide tooth chainring. For GXP/BB30 crankset, Sram

Chainring: 30, 32, 34, 36T

Speeds: 9-12s

Color:



MTB-05R

Direct mount, narrow wide tooth chainring. For Race Face.

Chainring:

28, 30, 32, 34, 36, 38, 40, 42T

Speeds: 9-12s

Color:



MTB-05R-OV

Direct mount, narrow wide tooth chainring. For Race Face.

Chainring:

30, 32, 34, 36T

Speeds: 9-12s

Color:



MTB-05 SQ

For SRAM QUARQ

Chainring: 32, 34, 36, 38, 40, 42, 44T

Speeds: 9-12s



MTB-05S

Chainring:

30, 32, 34, 36, 38, 40, 42, 44T

MTB-05S

For Shimano XTR M9100, 9120, XT M8100, M8120, M8130, SLX M7100, M7120, M7130, FC-MT900 Cranksets. Works Only with CN-M9100, M8100, M7100 Shimano

OPTION

6mm For GXP, Sram road crank



6mm

3mm For Boost




3mm

0mm For BB30



0mm

MTB Chainring



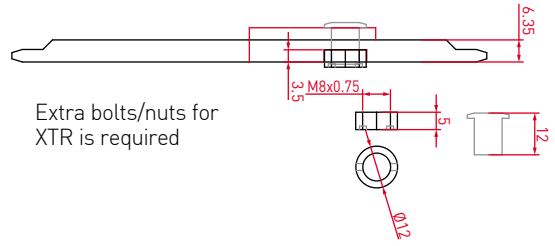
MTB-06(Double)

Compatible with Shimano SLX, XT and XTR

Chainring:

40/28T, 38/26T, 36/22T,
34/24T, 32/22T, 30/22T

BCD: 96mm Speeds: 12s



MTB-06

Compatible with Shimano SLX, XT and XTR

Chainring: 30, 32, 34, 36, 38, 40T
BCD: 96mm Speeds: 9-12s



MTB-06-OV

Compatible with Shimano SLX, XT and XTR

Chainring: 30, 32, 34, 36, 38T
BCD: 96mm Speeds: 9-12s
Color:



MTB-07

For Sram

Chainring:

- 38/24T, 36/22T.
- Al7075/T6 CNC

Speeds: 9-11s

Color:



MTB-94 A-02

Narrow wide tooth.

Chainring: 30, 32, 34, 36, 38T

BCD: 94mm Speeds: 9-12s

Color:



MTB-08-1

For Shimano.

Chainring:

- 28/38T, 26/36T
- Al7075/T6 CNC

Speeds: 11-12s




MTB-09G

Direct mount, narrow wide tooth chainring, with guard. For GXP/BB30

Chainring: 28, 30, 32, 34, 36, 38, 40, 42T

Speeds: 9-12s

MTB Chainring



MTB-A02

Alloy/steel chainring(MTB)

Chainring:

32, 33, 36, 38, 39, 40, 42, 44, 46, 48T

BCD: 104mm



MTB-A03

Alloy/steel chainring(MTB)

Chainring:

32, 33, 36, 38, 39, 40, 42, 44, 46, 48T

BCD: 104mm




MTB Compatible



SPD-01

Compatible with SRAM. For double
AL6061 CNC

BCD: 104/64mm



SPD-02

Compatible with SRAM. For single.
AL6061 CNC

BCD: 104mm

Color:



SS-01LK

For Shimano XTR M9100

Bolt Parts



SCB-815
M8x1.0x15L



SCB-815B
M15x1.0x16L



SCB-1513A
M12x1.0x13L



SL-665
M15x1.0x16.5
Material: Alloy 7075/T6



SL-666
M18x1.0x15



SS-664
M15x1.0x13, M8x1.0x15
Material: Alloy 7075/T6



SS-666
M15x1.0x13, M8x1.0x15
Material: Alloy 7075/T6

AFTER MARKET 19



Bolts & Nuts



SS-LS01
Material: Steel



SS-LA01
M8x8.5-9.9x7L
M8x8.5-6.5x5.5L
Material: Alloy 7075/T6



SS-LA02A
M15x1.0x8L, for Shimano
Material: Alloy 7075/T6



SS-LA02B
M20x1.0x8L, for Shimano
Material: Alloy 7075/T6

End boots for carbon cranks



Rear Sprocket



S-02
Rear Sprocket, steel
Inner Dia: 33mm
BCD: 44mm
Size: 18-32T

BB Parts



SS-86

Press-fit BB set

Truvativ compatible 2 sealed bearings for road bikes with shell 86.5mm, ceramic bearing available alloy cup
OD: Ø41mm, 70g



SS-386

BSA: Ø30 386



SS-AD01

Eccentric BB set

OD: Ø54, 54.5mm. AL 6061 CNC, BC 1.37"
Weight: 200g



SS-AD02

BB adapter 6061/T6 CNC, BC 1.37" 24T



SS-AD02-1

BB adapter 6061/T6 CNC, BC 1.37" 24T



SS-BB-1

BSA: Ø24x22mm, Ø24x24mm



SS-PF30-2







SS-095
Teeth: 25T, 28T. Alloy



SS-096
Teeth: 25, 28T. Alloy



SS-097
Teeth: 25, 28T. Alloy



SS-098
Teeth: 25, 28T. Alloy or steel




SS-099
Teeth: 25, 28T. Alloy or steel



SS-100
Teeth: 25, 28T. Alloy or steel



SS-101
Teeth: 23, 25, 28T. Alloy or steel



SS-102
Teeth: 25T. Alloy



SS-103
Teeth: 25T. Alloy



SS-104
Teeth: 25, 26, 28T. Alloy




SS-105
Teeth: 25, 26, 28, 30T. Alloy or steel




SS-106
Teeth: 25, 26, 28, 30T. Alloy or steel



SS-107
Teeth: 25, 26, 28, 30T. Steel



SS-108
Teeth: 25, 26, 30T. Alloy or steel




SS-109
Teeth: 25, 26, 28, 30T. Alloy or steel



SS-110
Teeth: 25, 26, 28, 30, 32, 36, 39T. Alloy or steel




SS-111
Teeth: 42, 44T. Alloy or steel



SS-112
Teeth: 44, 42T. Alloy or steel



SS-113
Teeth: 42, 44T. Steel or alloy



SS-114-1
Steel chainwheel for one piece crank
Teeth: 43, 44T.



SS-120
Teeth: 25T. Steel or alloy



SS-121
Teeth: 25T. Steel or alloy




SS-122
Teeth: 25T. Steel or alloy




SS-123
Teeth: 24, 25T. Steel or alloy



SS-124
Teeth: 25, 26, 28T. Steel or alloy




SS-125
Teeth: 24, 25, 26, 28T. Steel or alloy



SS-126
Teeth:
25, 26, 28T.
Steel or alloy



SS-127
Teeth:
24, 25, 26, 28T.
Steel or alloy



SS-128
Teeth:
24, 25, 26, 28T.
Steel or alloy



SS-129
Teeth:
25, 26, 28, 30, 32, 33T.
Steel or alloy



SS-130
Teeth:
25, 26, 28, 30, 32, 33T.
Steel



SS-131
Steel chainwheel for one piece crank.
Teeth:
43, 44T



SS-132
Steel chainwheel for one piece crank
Teeth: 43, 44T



SS-140
Steel Chainwheel For One Piece Crank.
Teeth: 40, 42, 43, 44T.




SS-142
Alloy/steel chainwheel for one piece crank.
Teeth: 36, 38, 39, 42, 44T.



SS-166
Steel chainwheel for one piece crank.
Teeth: 30, 32, 33, 36, 38, 39, 40, 44T.



SS-180
Alloy/steel chainwheel for one piece crank.
Teeth: 36, 40, 44T.



SS-191
Alloy/steel chainwheel for one piece crank.
Teeth: 44T.



SS-234CNC-129
CNC & chainwheel protector for one piece crank.
Teeth: 25T.



SS-234CNC-166
CNC & chainwheel protector for one piece crank.
Teeth: 36, 38T.



SS-234CNC&388
Alloy/steel chainwheel cnc & chain wheel protector (alloy/steel) for one piece crank.
Teeth: 44T.



SS-315
Steel chainwheel for one piece crank.
Teeth: 43, 44T.



SS-323H
Steel chainwheel for one piece crank.
Teeth: 43, 44T.



SS-329
Steel chainwheel for one piece crank(full).
Teeth: 28, 32, 36, 40, 42, 43, 44, 46, 48, 52T.




SS-333
Alloy/Steel chainwheel for one piece crank
Teeth: 43, 44T.




SS-336
Steel chainwheel for one piece crank.
Teeth: 44T.



SS-337
Steel chainwheel for one piece crank.
Teeth: 43, 44T.



SS-337-1
Steel chainwheel for one piece crank.
Teeth: 43, 44T.



SS-337-2B

Steel chainwheel for one piece crank.
Teeth: 43, 44T.



SS-337-3

Steel chainwheel for one piece crank.
Teeth: 43, 44T.



SS-339-1

Steel chainwheel for one piece crank.
Teeth: 43, 44T.



SS-359

Steel chainwheel for one piece crank.
Teeth: 43, 44T



SS-367

Steel chainwheel for one piece crank(full).
Teeth: 24, 26, 28, 32, 36, 40, 42, 43, 44, 46, 48, 52T



SS-410A

Alloy or steel chainwheel for one piece crank.
Teeth: 43, 44T



SS-412

Steel chainwheel for one piece crank.
Teeth: 43, 44T



SS-430

Steel chainwheel for one piece crank.
Teeth: 43, 44T



SS-558

Steel chainwheel with (pvc) chaincover for one piece crank.
Teeth: 36, 40, 44T



SS-903

Steel chainwheel for one piece crank.
Teeth: 28, 32, 36, 38, 40, 42, 44, 46, 48, 52T.



SS-903-10

Steel double chainwheel with steel chaincover for one piece crank.
Teeth: 40x48T.



SS-903-15

Steel triple chainwheel with steel/plastic chaincover for one piece crank.
Teeth: 28, 38, 48, 36, 42, 48T.



SS-907

Steel chainwheel for one piece crank.
Teeth: 44T.



SS-908

Steel chainwheel for one piece crank.
Teeth: 44, 46T.



SS-908A

Steel chainwheel for one piece crank.
Teeth: 40, 42, 44, 46T.



SS-913A

Steel chainwheel for one piece crank.
Teeth: 44T.



SS-913B
Steel chainwheel for one piece crank.
Teeth: 44T.
BCD: 110mm




SS-913C
Teeth: 34, 36, 38, 39, 40, 41, 42T.
BCD: 110mm



SS-918
Steel chainwheel for one piece crank.
Teeth: 43, 44T.



SS-933
Steel chainwheel for one piece crank.
Teeth: 43, 44, 46T.



SS-941
Steel chainwheel for one piece crank.
Teeth: 36, 44T.



SS-953
Steel chainwheel for one piece crank.
Teeth: 44T.



SS-953A
Steel chainwheel for one piece crank.
Teeth: 44T.



SS-953B
Steel chainwheel for one piece crank.
Teeth: 43, 44T.



SS-956
Steel chainwheel for one piece crank.
Teeth: 43, 44T.



SS-957
Steel chainwheel for one piece crank.
Teeth: 36, 40, 44, 46T.



SS-959A
Steel chainwheel for one piece crank.
Teeth: 43, 44T.



SS-959B
Steel chainwheel for one piece crank.
Teeth: 43, 44T.



SS-975
Steel chainwheel cnc for one piece crank.
Teeth: 43, 44T.



SS-983
Steel chainwheel for one piece crank[full].
Teeth: 24, 26, 28, 32, 36, 40, 42, 43T, 44, 46, 48, 52T.



SS-983-1
Steel chainwheel for one piece crank
Teeth: 36, 43, 40, 44T.



SS-988
Steel chainwheel for one piece crank
Teeth: 28, 32, 36, 40, 42, 44, 46T.



www.s-shun.com

SHUN SHING BICYCLE CO., LTD.

舜興工業股份有限公司/ 台中市霧峰區四德南路53號

No. 53, Szu Tes South Rd., Wufeng Dist., Taichung City 413, Taiwan

Tel: +886-4-23332756~7 Fax: +886-4-23322766

E-mail: shun@s-shun.com

HONG SING ENT. CO., LTD.

句容宏興自行車車料有限公司/ 江蘇省句容市句卓路188號（都茂工業園區）

No. 188, Ju-zhuo Road, Jurong City, Jiangsu Province, China

Tel. +86-0511-87271465~8 Fax. +86-0511-87276842

E-mail: shundaent@126.com

SHUN Wilma